



Penal-Ware® 1426 Series 26" Lav-Toilet Comby with Lavatory Rectangular Bowl



1426-AL-2-BP-04-FV-PHF

Fixture May Show Some Available Options



Please visit www.acorneng.com for most current specifications.

26" Lav-Toilet Comby with Lavatory Rectangular Bowl

Fixture is arranged to be installed on finished wall and serviced from an accessible pipe chase. Optional Wall Sleeve or Metal Template is recommended for all installations for required wall openings. Cabinet is fabricated from 12 gage, type 304 stainless steel with toilet bowl fabricated from 14 gage, type 304 stainless steel. Fixture is seamless welded construction with a satin finish. The inside of the toilet bowl also has a satin finish. Cabinet interior is sound-deadened with fire-resistant material. There are no accessible voids or crevices where contraband can be concealed.

Lavatory Rectangular Bowl is 14-1/2" x 9-1/2" x 5" deep. Countertop has a large toiletry shelf. Standard elbow waste outlet is 1-1/2" O.D. plain end.

Optional Valve may be an Air-Control pneumatically operated, pushbutton valve using atmospheric air. Pushbutton is vandal-resistant and requires less than 5 pounds to activate valve. Valve is direct acting, non-metering type and is optionally available as metering with non-hold open feature. Metering valve timing is adjustable from 5 to 60 seconds. Valve includes a 0.5 GPM flow control and can be remotely located up to 10 feet from the operating pushbutton. Valve and bubbler conform with lead-free requirements of NSF61, Section 9 and CHSC 116875.

Toilet is blowout jet type with elongated bowl manufactured to ASME A112.19.3 and CSA B45.4 requirements and will flush with a minimum of 25 PSI flow pressure when used in conjunction with a minimum of 1.28 GPF. Trap has a minimum 3-1/2" seal and will pass a 2-1/8" ball. Toilet waste outlet is 2-3/8" diameter plain end extending 3" beyond the fixture for wall outlet or Gasketed Waste for floor outlet.

Regularly Furnished items include a fast drain, an integral self-draining soap dish, and mounting hardware.

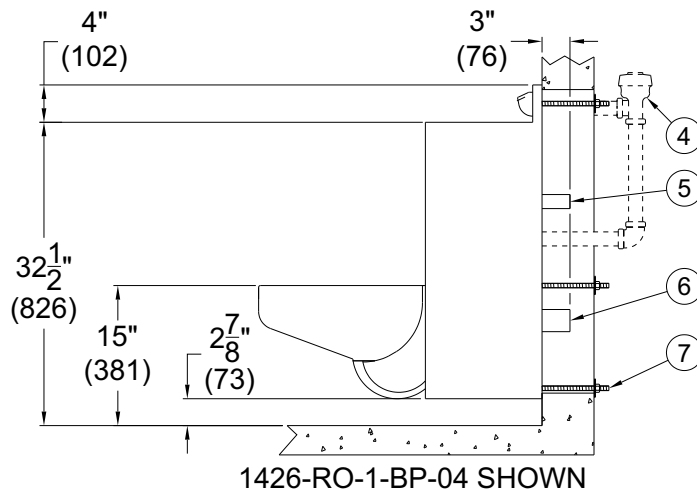
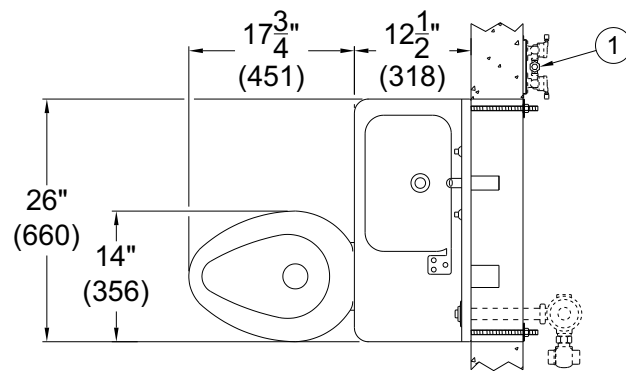
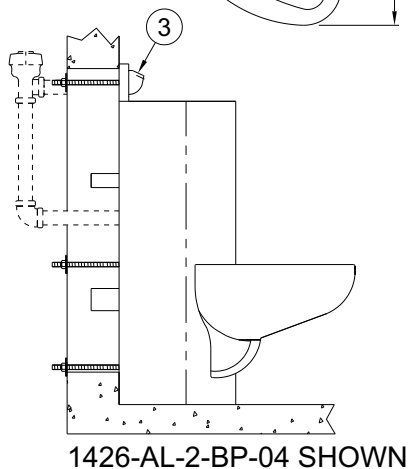
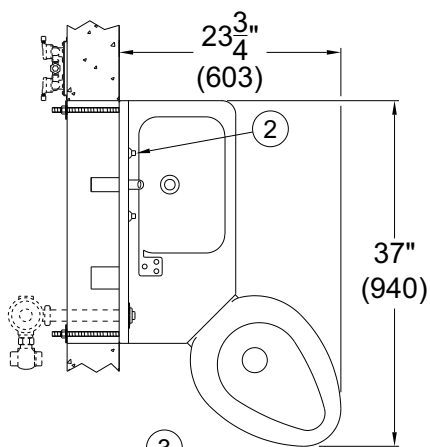
GUIDE SPECIFICATION

Provide and install Acorn Penal-Ware 26" wide Lav-Toilet Comby (specify model number and options). Fixture shall be fabricated from type 304 stainless steel. Construction shall be seamless welded and exposed surfaces shall have a satin finish. Countertop shall have an air-circulating, self-draining soap dish. Provide Air-Control pneumatically operated pushbutton valve. Valve and bubbler conform with lead-free requirements of NSF61, Section 9 and CHSC 116875. Toilet shall be concealed blowout jet type with an elongated bowl, a self-draining flushing rim, and an integral contoured seat. Toilet shall meet ASME A112.19.3 and CSA B45.4 requirements and will flush with a minimum of 25 PSI flow pressure when used in conjunction with a minimum of 1.28 GPF. Toilet trap shall have a minimum 3-1/2" seal that shall pass a 2-1/8" diameter ball and be fully enclosed. Cabinet interior is sound-deadened with fire-resistant material. Fixture shall withstand loadings of 5,000 pounds without permanent damage. Fixture shall be furnished with necessary fasteners for proper installation.



NOTES:

1. -04 Hot & Cold Air-Control Valve Shown
2. Lavy Valve Pushbuttons
3. Lavy -BP Penal Bubbler Shown
4. Optional -FV Flush Valve Shown
5. Lavy Waste Outlet
6. Toilet Waste Outlet
7. Wall Mounting Hardware



Penal-Ware® 1426: 26" Lav-Toilet Comby with Lavatory Rectangular Bowl



WALL THICKNESS AND TYPE (Must Specify)

Thickness: _____ Type: ☐ Concrete ☐ Block ☐ Steel

MODEL AND OPTIONS SELECTION:

BASE MODEL NUMBER

☒ 1426 26" Lav-Toilet Comby

TOILET ORIENTATION (Must Specify)

- ☐ -AL Angled Left
☐ -AR Angled Right
☐ -RO Right Offset
☐ -LO Left Offset

FIXTURE MOUNTING AND WASTE (Must Specify)

- ☐ -1 Off-Floor, Wall Outlet
☐ -2 On-Floor, Wall Outlet
☐ -3 On-Floor, Floor Outlet

BUBBLER SELECTION (Must Specify)

- ☐ -BC Bubbler, Code
☐ -BP Bubbler, Penal
☐ -BPH Bubbler, Penal Hemispherical
☐ -LF Lav-Filler

VALVE SELECTION (Must Specify)

Air-Control (Pneumatic)

- ☐ -03 Single Temp, Non-Metering
☐ -03-M Single Temp, Metering
☐ -04 Hot & Cold, Non-Metering
☐ -04-M Hot & Cold, Metering
☐ -04-MH Hot & Cold, Metering Hot Side Only

Master-Trol® (Electronic)

- ☐ -EVS1 Single Temp
☐ -EVS2 Hot & Cold
☐ -EVSP1 Single Temp, Piezo Button
☐ -EVSP2 Hot & Cold, Piezo Buttons

Master-Trol® PLUS (Electronic)

- ☐ -MTP1 Single Temp
☐ -MTP2 Hot & Cold
☐ -MTPP1 Single Temp, Piezo Button
☐ -MTPP2 Hot & Cold, Piezo Buttons

-MTP VALVE OPTION

- ☐ -PFB Power Failure Bypass (Provides drinking water in the event of power failure)

Time-Trol® (Electronic)

- ☐ -MVC1 Single Temp
☐ -MVC1-BAT Single Temp Battery Powered (Batteries Not Included)
☐ -MVC2 Hot & Cold
☐ -MVC2-BAT Hot & Cold Battery Powered (Batteries Not Included)

Programmable (Electronic) w/9VDC Plug-In Transformer

- ☐ -PPZ1 Single Temp Programmable Piezo Button
☐ -PPZ2 Hot & Cold Programmable Piezo Button

Valve By Others

- ☐ -9 Punched for Valve by Others

VALVE OPTIONS

- ☐ -BRS Brass Body Valve
☐ -CI Cycle Interrupt for Time-Trol® Valves
☐ -MA2 Manifolded, 2-Stack
☐ -MA3 Manifolded, 3-Stack (N/A with -PFB option)
☐ -MA4 Manifolded, 4-Stack (N/A with -PFB option)
☐ -PBH Hemispherical Pushbutton
☐ -PBP Pushrod Activated Pushbutton
☐ -TF Transformer, 120VAC to 24VAC (-MVC option only)

FLUSH VALVE GPF's (Must Specify)

- ☐ -1.28 GPF (HET)
☐ -1.6 GPF (Not Available in California)
☐ -3.5 GPF (Not Available in California)

FLUSH VALVE OPTIONS (Must Specify)

- ☐ -EVSFV Master-Trol® Electronic Flush Valve
☐ -EVSPFV Master-Trol® Electronic Flush Valve w/ Piezo Button
☐ -FV Flush Valve, Mechanical
☐ -FVBO Flush Valve by Others
☐ -FVH Flush Valve, Hydraulic
☐ -MTPFV Master-Trol® PLUS Electronic Flush Valve
☐ -MTPPFV Master-Trol® PLUS Electronic Flush Valve w/ Piezo Button
☐ -MVCFV Time-Trol Electronic Flush Valve

CABINET OPTIONS

- ☐ -FMT Fixture Mounted Trim
☐ -IS Integral Shelf
☐ -PH Paper Holder ☐ L ☐ R ☐ F
☐ -TB Toothbrush Holder ☐ Left ☐ Right
☐ -TH Towel Hook ☐ Single ☐ Double ☐ Left ☐ Right
☐ -VG1 Vent Grille, 5-3/4" x 8-3/4" ☐ L ☐ R ☐ LF ☐ RF
☐ -VG2 Vent Grille, 8-3/4" x 13" (Bottom Only)(-1 Only)
☐ -VG3 Vent Grille, 8-3/4" x 8-3/4" ☐ L ☐ R
☐ -VG4 Vent Grille, 8-3/4" x 17" (Bottom Only)(-1 Only)

LAVATORY WASTE OPTIONS

- ☐ -CW Combined Waste
☐ -LW1 Lavy Thru-Wall Extension with P-Trap
☐ -LWE Lavy Waste Extension (3" Standard)
 Specify Length Beyond Fixture: _____
☐ -OF Lavatory Overflow
☐ -PT 1-1/2" Removable P-Trap Waste

TOILET OPTIONS

- ☐ -CO1 Cleanout w/ 2-3/8" OD O-Ring Connection to No-Hub 4" (Plain End Only, Not Applicable with -GW or -3 Floor Outlet)
☐ -CO1-3 Cleanout w/ 2-3/8" OD O-Ring Connection to No-Hub 3" (Plain End Only, Not Applicable with -GW or -3 Floor Outlet)
☐ -COH Cleanout Hook Assembly
☐ -FT Flood-Trol (Manual Reset)
☐ -FTA Flood-Trol, Auto-Reset
☐ -FTE Flood-Trol, Electronic
☐ -FVO Flush Valve Opposite In Lieu of Standard Location
☐ -FVT Flush Valve Thru Wall Connector
☐ -GW Gasketed Toilet Waste (Wall Outlet)
☐ -HPS High Polish Seat
☐ -HS Hinged Seat
☐ -PC Pinned Cleanout Plug (For -CO1 Options above)
☐ -SPS Ligature Resistant Skirt
☐ -TSC Toilet Shipping Cover
☐ -TWE Toilet Waste Extension (3" Standard)
 Specify Length Beyond Fixture: _____
☐ -WO3B 2-3/8" P-Trap w/ 3" Plain End Waste Outlet

PRODUCT OPTIONS

- ☐ -EGE Enviro-Glaze Color Specify: _____
 Toilet Exterior Only
☐ -LPFV Less Punching for Flush Valve
☐ -MT Metal Template (Only 1 Required Per Project)
☐ -SW Wall Sleeve
☐ -VAC AcornVac System

Please visit www.acorneng.com for most current specifications.

WARNING: Cancer and Reproductive Harm - www.P65Warnings.ca.gov

Important: Installation instructions and current rough-in are furnished with each fixture. Do not rough in without certified dimensions. Dimensions are subject to manufacturer's tolerance of plus or minus 1/4" and change without notice. Acorn assumes no responsibility for use of void or superseded data. © Copyright 2009 Acorn Engineering Company

Selection Summary	
Model No. & Option	_____
Quantity	_____

Approved for Manufacturing	
Company	_____ Title _____
Signature	_____ Date _____